

Triage

“To Sort”



Triage

A process for sorting injured people into groups based on their need for or likely benefit from immediate medical treatment.

Triage is used in hospital emergency rooms, on battlefields, and at disaster sites when limited medical resources must be allocated.

METTAG

Color Code the Victims

This tag identifies the medical treatment and transportation priority of patients.

CONTAMINATED

FRONT

Personal Property Receipt/
Evidence Tag *1234567*

Destination _____
Via _____ *1234567*

TRIAGE TAG *1234567*

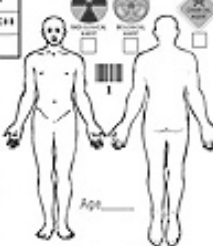
S L U D G E M
Salivation Lacerations Urination Dehydration G.I. Distress Emesis Miosis

AUTO INJECTOR TYPE 1 2 3
 AUTO INJECTOR TYPE 1 2 3

Yes	No	Primary Doses
Yes	No	Secondary Doses

Solutions

Blunt Trauma
Burns
C-Spine
Cardiac
Crushing
Fracture
Laceration
Penetrating Injury



Male Female

Other: _____

VITAL SIGNS

Time	B/P	Pulse	Respiration

Time	Drug Solution	Dose

CONTAMINATED

BACK

Comments/Information

Patient's Name _____

RESPIRATIONS Yes No **R**
PERFUSION > 2 Sec. - 2 Sec. **P**
MENTAL STATUS Can Do Can't Do **M**

Move the Walking Wounded ▶ **MINOR**


No Respirations After Head Tilt ▶ **MORQUE**

Respirations - Over 30 ▶ **IMMEDIATE**

Perfusion - Capillary Refill Over 2 Seconds ▶ **IMMEDIATE**

Mental Status - Unable to Follow Simple Commands ▶ **IMMEDIATE**

Otherwise ▶ **DELAYED**

 © 1999 Disaster Management Systems, Inc. • Pomona, CA
1-800-888-8888 • www.tragetags.com

PERSONAL INFORMATION

NAME _____

ADDRESS _____

CITY _____ ST _____ ZIP _____

PHONE _____

COMMENTS _____ RELIGIOUS PREF. _____

EVIDENCE

MORGUE

IMMEDIATE Life Threatening Injury *1234567*	IMMEDIATE Life Threatening Injury *1234567*
DELAYED Serious Non Life Threatening *1234567*	DELAYED Serious Non Life Threatening *1234567*
MINOR Walking Wounded *1234567*	MINOR Walking Wounded *1234567*

EVIDENCE

MORGUE
Pulseless/Non-Breathing

IMMEDIATE Life Threatening Injury *1234567*	IMMEDIATE Life Threatening Injury *1234567*
DELAYED Serious Non Life Threatening *1234567*	DELAYED Serious Non Life Threatening *1234567*
MINOR Walking Wounded *1234567*	MINOR Walking Wounded *1234567*

CACC Training Aid 37-T-7 Last Modified 15 Sep 07

3

METTAC

Color Code the Victims



Green is the lowest priority and is used for walking wounded or patients who may not need to go to hospital. They can wait for treatment and/or transport until all other patients have been moved from the scene.

METTAC

Color Code the Victims



Yellow is used for patients who definitely need to go to a hospital, but not immediately. These patients have injuries that are serious but not life-threatening, such as burns without airway problems, major or multiple bone

METTAG

Color Code the Victims



or joint injuries, and back injuries without spinal cord damage. These patients will be treated and transported after the critical (or red tagged) patients have been taken to trauma centers or hospitals.

METTAC

Color Code the Victims



Red is used for critically-injured patients with treatable life-threatening injuries. This might include airway and breathing difficulties, decreased mental status, and uncontrolled bleeding. The patients will be transported from the scene first.

METTAG

Color Code the Victims



Black is used for dead and unsalvageable patients such as someone in cardiac arrest. These victims will be removed from the scene, but only after all the living/salvageable patients.

METTAG

Color Code the Victims

After assessing a patient's need, you place the METTAG over his head (around the neck) and tear off the perforated tag(s) at the bottom. The color left at the very bottom is the patient's triage identification.

START

Simple Triage And Rapid Treatment

START is a triage system that is simple and fast, requiring less than sixty seconds for each patient.

The system provides for rapid life saving stabilization such as airway control and bleeding control.

START

Simple Triage And Rapid Treatment

START excludes CPR ! CPR is not performed in these situations because two or three rescuers would be required to treat a single patient whose probability of survival is zero-to-none. On the other hand, those same two or three rescuers can treat five, ten, or maybe more patients.

START

Simple Triage And Rapid Treatment

First

Anyone who gets up and walks to the designated areas is given a green tag (may not even require hospital care)

START

Simple Triage And Rapid Treatment

Second

Anyone who is not breathing is given a black tag (dead / non-salvageable)

START

Simple Triage And Rapid Treatment

Third

Anyone who fails one of the RPM assessments is given a red tag (critical / Immediate)

R = Respiration

P = Perfusion

M = Mentation

START

Simple Triage And Rapid Treatment

Third

RPM

R = Respiration

P = Perfusion

M = Mental Status

START

Simple Triage And Rapid Treatment

Third

RPM

R = Respiration

What is the rate of breathing?

Above 30 breaths per minute the patient needs immediate care

START

Simple Triage And Rapid Treatment

Third

RPM

R = Respiration

What is the rate of breathing?

**If less than 30 breaths per minute,
move on to the next part of
assessment.**

START

Simple Triage And Rapid Treatment

Third

RPM

P = Perfusion

Check for the presence of radial pulse

(located on the thumb side of the wrist)

If no pulse patient needs immediate care

START

Simple Triage And Rapid Treatment

Third

RPM

P = Perfusion

Check for the presence of radial pulse

(located on the thumb side of the wrist)

If pulse is present, move onto the next assessment.

START
Simple Triage And Rapid Treatment

Third

RPM

M = Mental Status

**A patient who is unconscious or
conscious but unable to follow
directions requires immediate care**

START

Simple Triage And Rapid Treatment

Third

RPM

M = Mental Status

A patient who is conscious and can follow directions is given a yellow tag

START

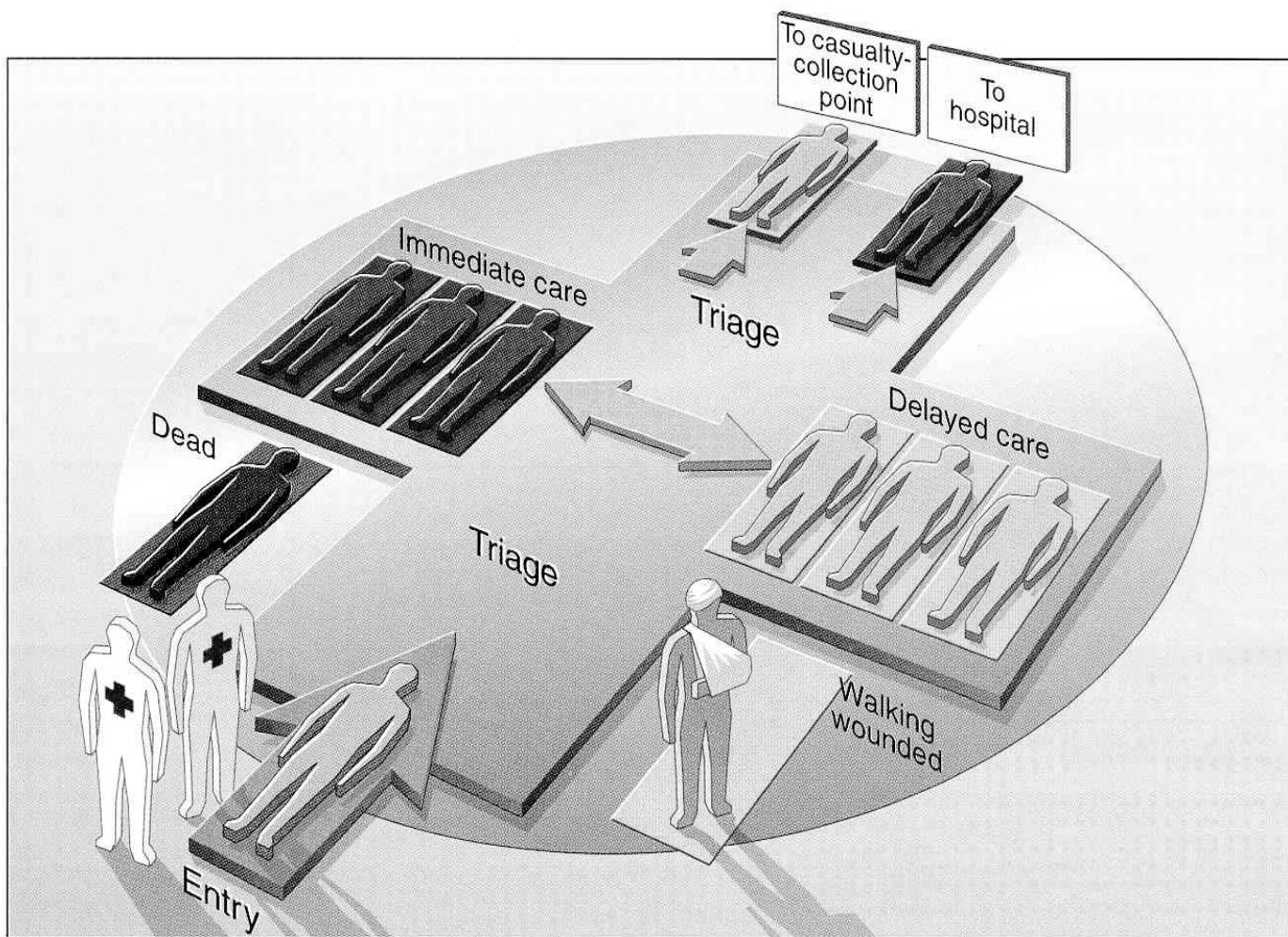
Simple Triage And Rapid Treatment

Fourth

Anyone who cannot walk but passes all of the assessments is given a yellow tag (delayed).

START

Simple Triage And Rapid Treatment






Triage Exercises

Triage Exercise 1

- Your victim has a compound fracture, of the left femur.
- Respirations are over 30/min.
- Radial pulse absent.
- Awake


- R-Respirations 30
- P-Radial pulse
- M-Mental status



- Deceased
- Immediate
- Delayed
- Minor

Triage Exercise 1

- Your victim has a compound fracture, of the left femur.
- Respirations are over 30/min.
- Radial pulse absent.
- Awake




- R-Respirations 30
- P-Radial pulse
- M-Mental status

-
- Immediate
-
-

Triage Exercise 2


- A woman with sudden onset of chest pain with shortness of breath
- Respirations are under 30/min.
- Radial pulse present.
- Awake
- R-Respirations 30
- P-Radial pulse
- M-Mental status



- Deceased
- Immediate
- Delayed
- Minor

Triage Exercise 2

- A woman with sudden onset of chest pain with shortness of breath
- Respirations are under 30/min.
- Radial pulse present.
- Awake



- R-Respirations 30
- P-Radial pulse
- M-Mental status

-
-
-
- Minor

Triage Exercise 3

- A man with 90% of his body with second degree burns
- Respirations none
- Radial pulse present.
- Unconscious




- R-Respirations 30
- P-Radial pulse
- M-Mental status

- Deceased
- Immediate
- Delayed
- Minor

Triage Exercise 3

- A man with 90% of his body with second degree burns
- Respirations none
- Radial pulse present.
- Unconscious




- R-Respirations 30
- P-Radial pulse
- M-Mental status

- Deceased
-
-
-

Triage Exercise 4

- A student has a bruise on their forehead, blood in the ears and nose
- Respirations are under 30
- Radial pulse present.
- Unconscious

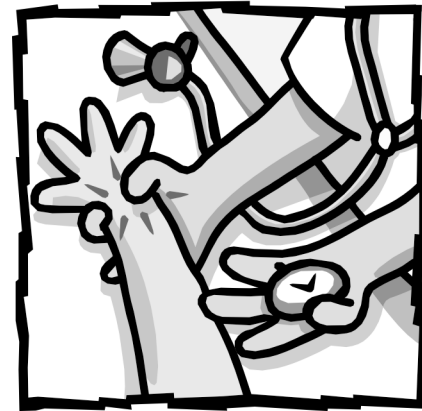


- R-Respirations 30
- P-Radial pulse
- M-Mental status

- Deceased
- Immediate
- Delayed
- Minor

Triage Exercise 4

- A student has a bruise on their forehead, blood in the ears and nose
- Respirations are under 30
- Radial pulse present.
- Unconscious




- R-Respirations 30
- P-Radial pulse
- M-Mental status

-
- Immediate
-
-

Triage Exercise 5

- Impaled, 1 foot piece of shrapnel in right eye
- Respirations are under 30
- Radial pulse present.
- Awake, alert and orientated


- R-Respirations 30
- P-Radial pulse
- M-Mental status



- Deceased
- Immediate
- Delayed
- Minor

Triage Exercise 5

- Impaled, 1 foot piece of shrapnel in right eye
- Respirations are under 30
- Radial pulse present.
- Awake, alert and orientated




- R-Respirations 30
- P-Radial pulse
- M-Mental status

-
-
- Delayed
-

Triage Exercise 6


- A child with server difficulty breathing, chest sinks in on inspiration
 - Respirations over 30
 - Radial pulse present.
 - Awake
-
- R-Respirations 30
 - P-Radial pulse
 - M-Mental status



- Deceased
- Immediate
- Delayed
- Minor

Triage Exercise 6

- A child with server difficulty breathing, chest sinks in on inspiration
- Respirations over 30
- Radial pulse present.
- Awake



- R-Respirations 30
- P-Radial pulse
- M-Mental status

-
- Immediate
-
-

Triage Exercise 7

- A girl who is saying the same words over and over, “What happened?”
- Respirations under 30
- Radial pulse present.
- Awake, but not orientated

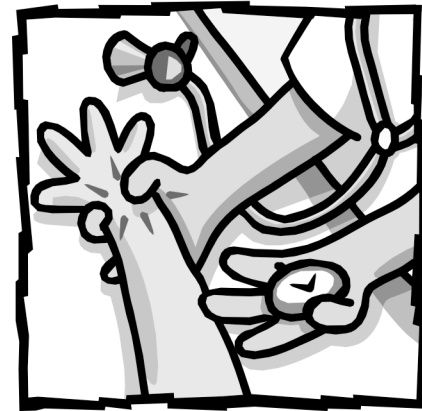


- R-Respirations 30
- P-Radial pulse
- M-Mental status

- Deceased
- Immediate
- Delayed
- Minor

Triage Exercise 7

- A girl who is saying the same words over and over, “What happened?”
- Respirations under 30
- Radial pulse present.
- Awake, but not orientated

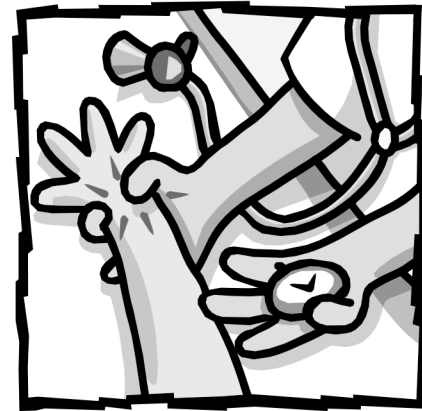


- R-Respirations 30
- P-Radial pulse
- M-Mental status

-
- Immediate
-
-

Triage Exercise 8

- Bruising over abdomen, complaining of abdominal pain
- Respirations over 30
- Radial pulse present.
- Awake




- R-Respirations 30
- P-Radial pulse
- M-Mental status

- Deceased
- Immediate
- Delayed
- Minor

Triage Exercise 8

- Bruising over abdomen, complaining of abdominal pain
- Respirations over 30
- Radial pulse present.
- Awake



- R-Respirations 30
- P-Radial pulse
- M-Mental status

-
- Immediate
-
-