



The Command Voice

Correctly delivered commands...

- Are understood by everyone in the unit
- Have a tone, cadence, and snap that demand willing, correct, and immediate response



Voice Control




- Loudness is adjusted by size of the unit
- Speak front and center and face the unit
- Do not strain
- Good posture, proper breathing, and correct adjustment of the throat and mouth muscles
- Confidence


Posture

ATTENTION

- Do not relax
- No slouching
- Do not be overly stiff
- Do not be uneasy in the commands




The Diaphragm



- The large muscle that separates the chest cavity from the abdominal cavity
- Use it to control the breath in giving commands
- Throat, nose, and mouth act as amplifiers of full voice projection

Distinctiveness

- Use tongue, lips, and teeth to separate the sounds of a word and group of sounds into syllables
- Distinct commands are effective; indistinct commands cause confusion
- E-NUN-CI-ATE with CA-DENCE



Inflection



- Pronounce preparatory commands with **RISING** inflection
- When beginning a preparatory command, use a normal voice pitch
- Give commands of execution with a slightly higher pitch and sharper tone

Combined commands



- **FALL IN** and **FALL OUT** and other similar commands
- Give with no change in inflection all at the higher pitch of a command of execution

Cadence

- The rhythmic and uniform flow of words
- Interval between commands
- Generally one step or count between the preparatory command and command of execution
- Start longer commands such as Right Flank, MARCH so that they end on the correct foot