

Survival Signaling

What will someone SEE from high above that will catch their attention?

or

What will someone HEAR?

Things “out of the ordinary”

- Triangles
- X’s
- Fires
- Mirrors or other reflective objects
- Things of a different color than the natural landscape
- Loud noises

Tree torches




Figure 19-1. Tree torch.

A smoke generator



Figure 19-2. Smoke generator--ground.

Mirrors

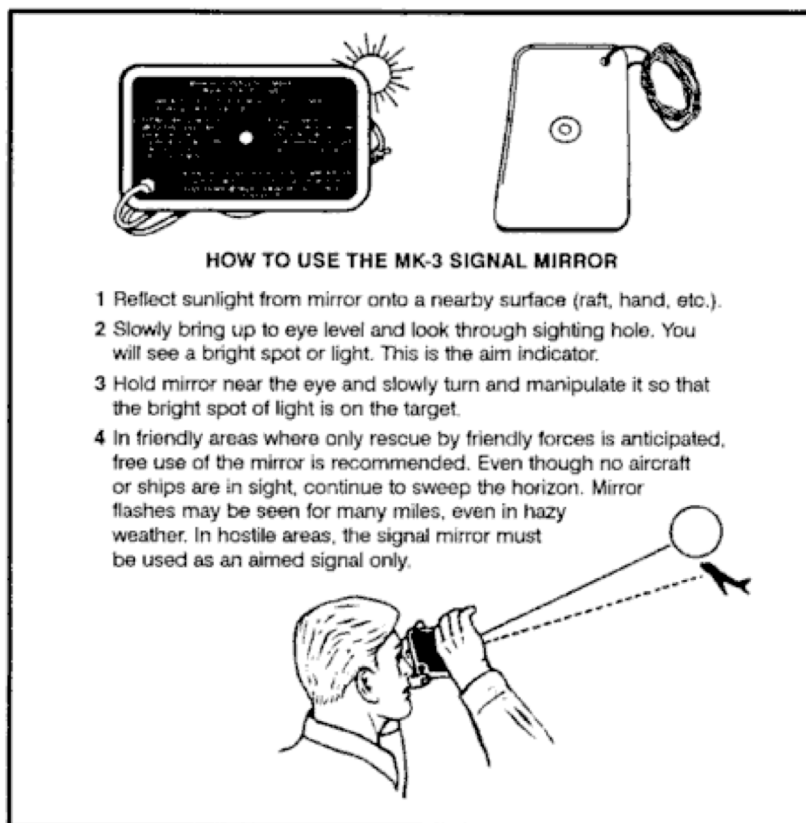


Figure 19-3. Signal mirror.

More on mirrors

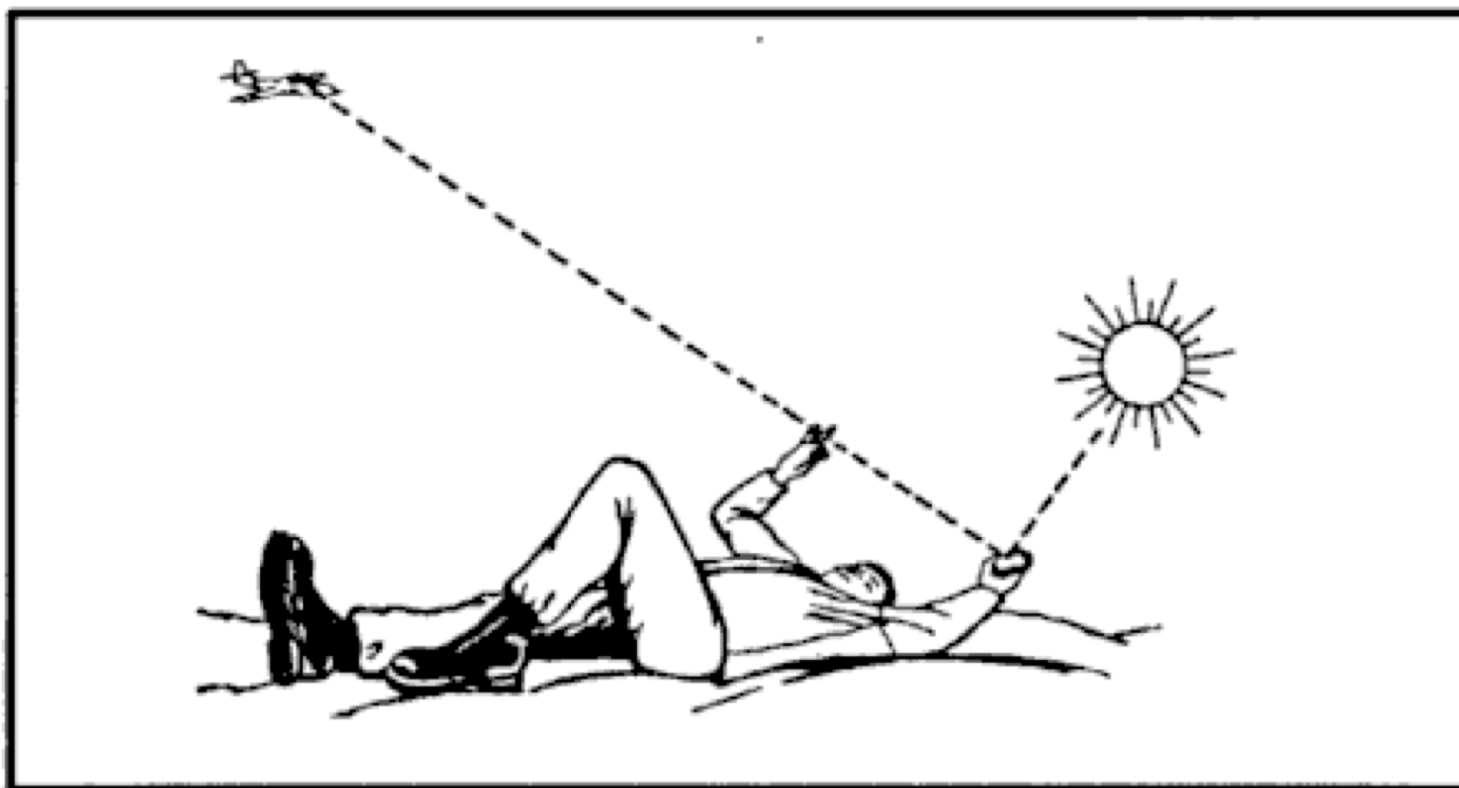


Figure 19-4. Aiming an improvised signal mirror.

Still more on mirrors




Figure 19-5. Aiming an improvised signal mirror—stationary object.

Signal Codes

Number	Message	Code symbol
1	Require assistance.	V
2	Require medical assistance.	X
3	No or negative.	N
4	Yes or affirmative.	Y
5	Proceed in this direction.	↑

Figure 19-6. Ground-to-air emergency code (pattern signals).

Body Signals









 <p>Can proceed shortly; wait if practicable.</p>	 <p>Land here (point in direction of landing).</p>	 <p>Need mechanical help or parts; long delay.</p>	
 <p>All OK; do not wait.</p>	 <p>Do not attempt to land here.</p>	 <p>Pick us up; aircraft abandoned.</p>	 <p>Use drop message.</p>
 <p>Affirmative (yes).</p>	 <p>Negative (no).</p>	 <p>Our receiver is operating.</p>	 <p>Need medical assistance <i>urgently</i>.</p>

Figure 19-7. Body signals.

Aircraft acknowledgements

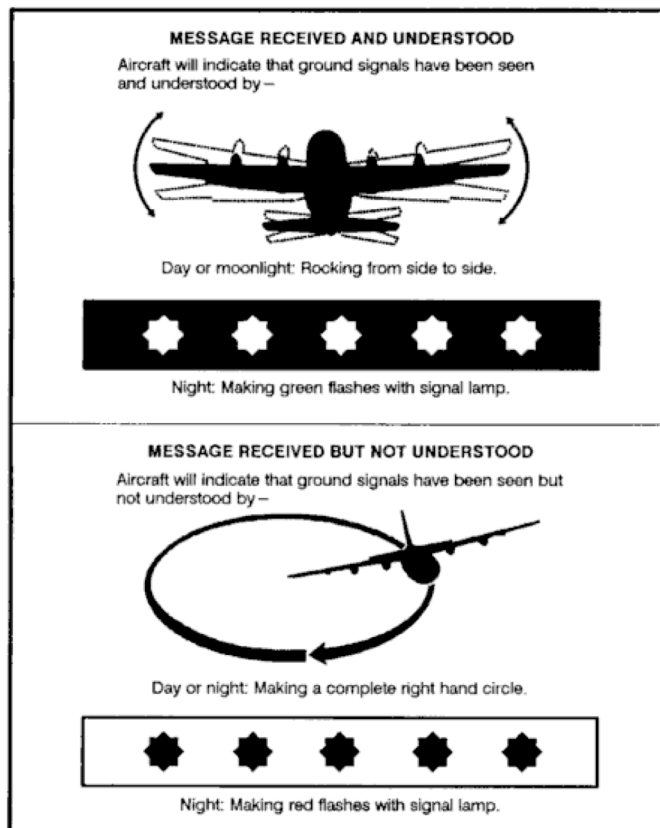


Figure 19-9. Aircraft acknowledgments.

Another signal with fire



Signaling with a mirror



Whistles



Colored Smoke



Brightly colored objects



Hand signals



Flares



Can you think of others

