


Care and Display of the American Flag




How to Fold the Flag



- To properly fold the flag, begin by holding it waist-high with another person so that its surface is parallel to the ground.



- Fold the lower half of the stripe section lengthwise over the field of stars, holding the bottom and top edges securely.




folded edge

open edge

Folded edge


- Fold the flag **again** lengthwise with the blue field on the **outside**.



open edge

Folded edge

- Make a triangular fold by bringing the striped corner of the folded edge to meet the open (top) edge of the flag.



- Turn the outer (end) point inward, parallel to the open edge, to form a second triangle.



- The triangular folding is continued until the entire length of the flag is folded in this manner.



- When the flag is completely folded, only a triangular blue field of stars should be visible.

Are there laws about proper care and display of the United States flag?

ABSOLUTELY:
United States Code Title 4, Chapter 1 is all about proper care and display of the American flag.

Have You Ever Wondered?

- Red, white, and blue... Such striking colors... What do they mean?
- Why do we use 5 pointed white stars on our “Star Spangled Banner”?
- Importance of what you learn now.

June 14, 1777 Congress adopts resolution

- Flag with 13 stripes, alternating red and white, and with a blue canton or “union”, with 13 stars. Though it is not written in the law, tradition tells us that:
 - White:
 - Signifies Purity and Innocence
 - Red:
 - Hardiness and Valor
 - Blue:
 - Vigilance, Perseverance and Justice

Stars and Stripes

- 13 Stars and 13 Stripes
 - 13 original colonies
- 5 Pointed Stars
 - Unity, independence and parts of a nation.
 - Stars are added for each state of the Union and only on July 4th following admission to the Union.
- Flags were different until 1912.

Fly Your Flag Regularly!

- Respect It!
- Display It Correctly!
- Treat It With Care!

Public Law 94-344 94th Congress and Amendments thereto.

Flag Smarts

- It is the universal custom to display the national flag from sunrise to sunset on buildings and on stationary flagstaffs in the open on all days that weather permits, but especially on national and state holidays and other days that may be proclaimed by the President of the United States. On Memorial Day, fly it at half-mast till noon.

Flag Smarts

- The U.S. flag may be displayed 24 hours a day if properly illuminated during hours of darkness.
- Always hoist the U.S. flag briskly. Lower it ceremoniously.
- The U.S. Flag always leads in procession.
 - On the marching right (flag’s own right)
 - In front of the center of a line of flags

Flag Smarts

- Saluting
 - When a national flag is raised or lowered as part of a ceremony.
 - Passes by in a parade or in review.
 - All persons, except those in uniform, should face the flag and stand at attention with the right hand over the heart. Males - remove hats with right hand and hold over left shoulder, the hand being over the heart.
 - Those in uniform should give a military salute.

Flag Smarts

- Saluting
 - The flag should be saluted 6 paces prior and held till the you or the flag has passed 6 paces.
 - Citizens of other countries stand at attention, but need not salute.

Flag Smarts

- Display
 - Always to the speaker's right. Left of audience.
 - On wall or speaker's platform
 - Above and behind the speaker.
 - Blue field should be in the upper left-hand corner as the audiences faces the flag.
 - Center and at the highest point if displayed with a group of flags or the position of honor (flag's own right) the extreme left as the flags are viewed

Flag Smarts

- Display
 - With other flags against a wall from crossed staffs, should be on the U.S. flag’s own right, and its staff should be in front of the staff of the other flag.
 - Outdoors with other flags, the position of honor for the U.S. flag is the U.S. flag’s own right, which is normally the extreme left position as the flags are most frequently viewed.

Flag Smarts

- Display
 - On a pole from a building, the union of the flag should be placed at the peak of the staff unless the flag is at half-mast.
 - Suspended from a rope extending from the building on a pole, the flag should be hoisted out union first from the building.

Flag Smarts

- Display
 - With other nations’ flags:
 - Flown at same height in peace time.
 - Equal size.
 - From the same halyard:
 - U.S. Flag is always at the peak.
 - Hoisted first and lowered last.
 - No flag may fly above or to the right of the U.S. flag.

Flag Smarts

- Display
 - Half-mast (staff):
 - Hoisted to peak for a moment and then lowered.
 - Raise to peak before lowered for the day.
 - Covering a casket:
 - Placed so the union is at the head and over the left shoulder.
 - Do not lower the flag into the grave or allow it to touch the ground.

Important Don'ts

- It is generally not desirable to fly the flag outdoors when the weather is particularly inclement because exposure to wind and rain may damage the flag or the pole on which it is displayed.

Important Don'ts

- Never in any way should disrespect be shown the U.S. flag. The U.S. flag should never be dipped to any person or thing.
- The flag should never be displayed with the union down except as a signal of distress in instances of extreme danger to life or property.

Important Don'ts

- The flag should never touch anything beneath it - ground, floor, water or merchandise.
- Always allow the flag to fall free.
- Never use the flag as wearing apparel, bedding or drapery.
- Never use the flag as a covering or drape for a ceiling.

Important Don'ts

- Never place anything on the flag.
- The flag should not be embroidered on such articles as cushions, handkerchiefs, nor printed on anything that is designed for temporary use.
- Never use any part of the flag as a costume or athletic uniform.

Important Don'ts

- A patch may be affixed to uniforms of military personnel, firefighters, police officers and members of patriotic organizations.
- When the flag is in such condition that is no longer a fitting emblem for display, it should be destroyed in a dignified way, preferably by burning.

Important Don'ts


- Never display the flag from a float except from a staff or so suspended that its folds fall free as though staffed.

Let's try a little quiz about proper care and display of the flag?

Are the following proper?



WRONG! The American flag should be on the viewer's left.



WRONG: "The flag should never be used for advertising purposes in any manner whatsoever. It should not be embroidered on such articles as cushions or handkerchiefs and the like, printed or otherwise impressed on paper napkins or boxes or anything that is designed for temporary use and discard."




WRONG: "The flag should never be used as wearing apparel, bedding, or drapery. It should never be festooned, drawn back, nor up, in folds, but always allowed to fall free."



WRONG: "The flag should never be displayed with the union down except as a signal of distress in instance of extreme danger to life or property."




CORRECT: When displayed with the flag of another country, both flags are at the same height.




WRONG: The American flag, when displayed with State flags, as it is here, should be **higher than** and at the center of all other flags.



CORRECT: The blue field or UNION is at the top left for the viewer, or the flag's right.



CORRECT: The union is at the flag's right and viewer's left.


Questions
